



# HOW TO GET YOUR CAR AT ALICANTE AIRPORT

When you leave the arrivals area, you are in **level 0 of the terminal.**




**When you exit the arrivals hall, please turn left.**




Find the lifts and escalators and go up to **level 1 in the terminal**

As you get out of the lifts or escalators, you will see a walkway which connects the **terminal** and the **parking building.**




Cross the walkway and go to the **parking building.**

As you enter in the parking building, you are in the **level 4 of the parking.**



Pass through the doorway **marked "A"** (on your left)



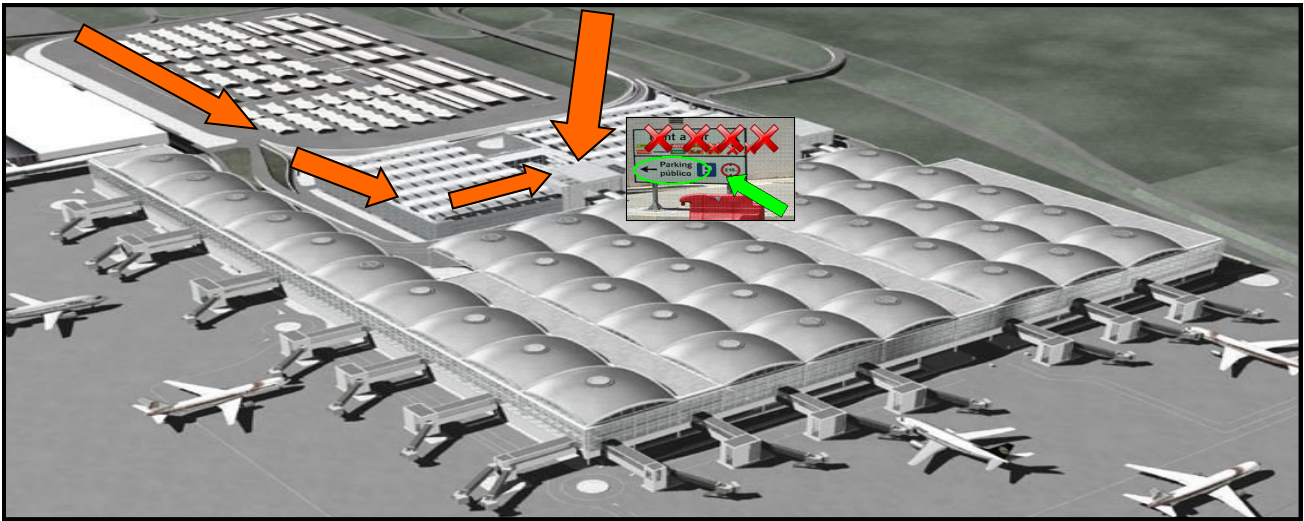
Pass through the parking.

We are situated in **Bay A-103** of level 4.

If there is no staff there when you arrive, please wait as they will be on their way with your car.

**IF YOU HAVE ANY PROBLEMS, PLEASE CALL 0034 654543036**

## HOW TO LEAVE THE CAR AT ALICANTE AIRPORT



Drive in to the new public parking.  
Please, check it is the public car park.

Enter through the first entrance, left hand side.

The parking is divided into 2 sections "A" & "B".  
**WE ARE IN THE "A" SECTION**

Please never go into the parking through the two right hand side entrances.

Go to the "4th floor in bay nr. A-103.

You will find a vehicle from JAVEA CARS.

Please park close by and deposit the key and the parking ticket in this car.



**ANY PROBLEM? / EIN PROBLEM?  
PLEASE CALL : +34 654 543 036**